

Developing a Corrosion Strategy to Protect New Zealand's Largest Wastewater Asset – the Central Interceptor

Stephen Grace (Watercare Services)

Shannon Goff (McMillen Jacobs Associates)

Nigel Kay (Jacobs)

JACOBS[®]

AECOM

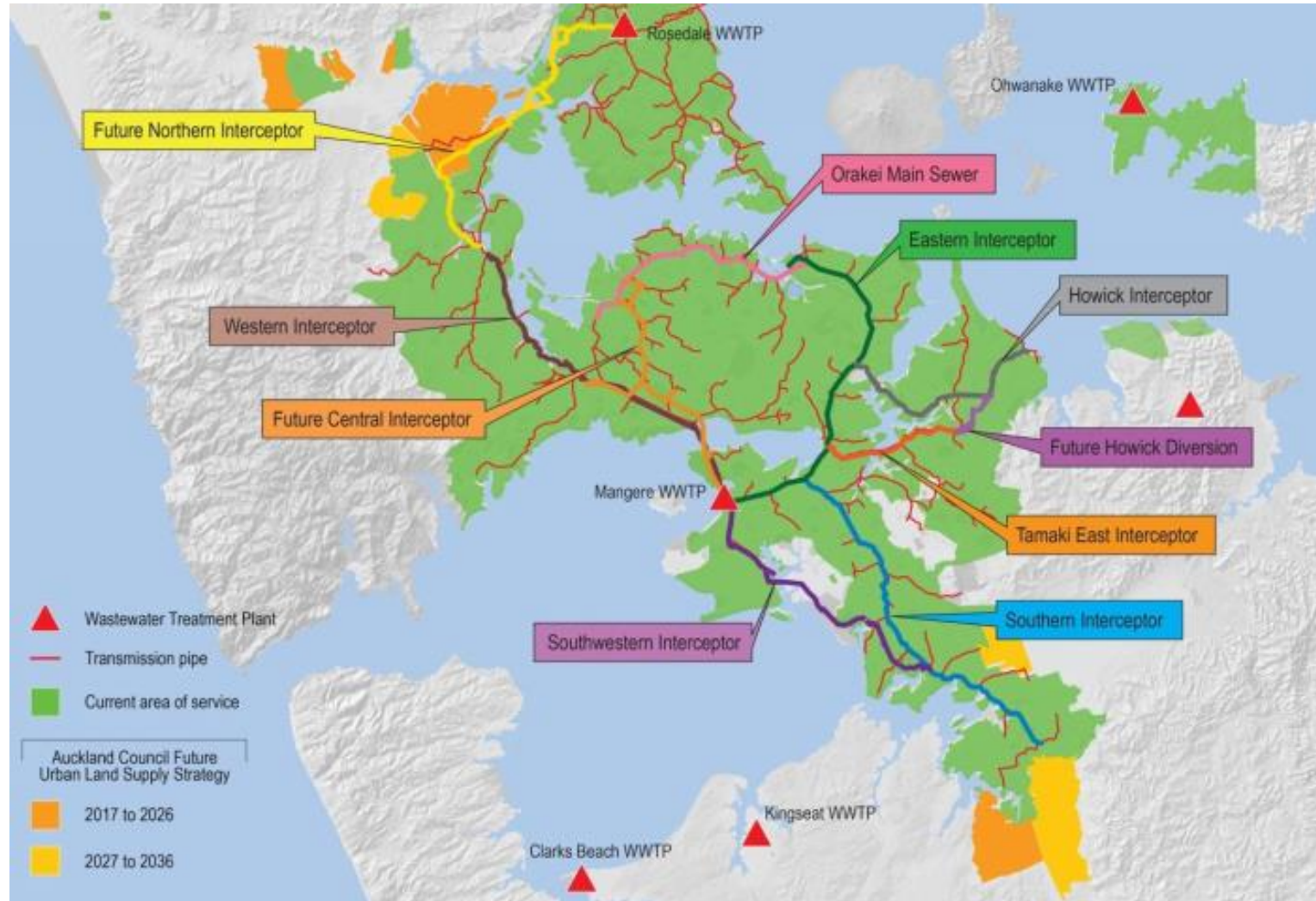
**McMILLEN
JACOBS
ASSOCIATES**

Watercare
An Auckland Council Organisation 

Presentation Outline

- Project Overview
- Corrosion
 - Mechanism
 - Modelling/Sampling
 - Material Testing Programme
- Relevance to CI
 - Predicted Corrosion Rates
 - Available Solutions
- Solutions
 - Strategy: hydraulics/ventilation/odour management, material selection,
 - Material Selection
 - Quality/Monitoring/Maintenance
- Lessons Learned

Central Interceptor Project



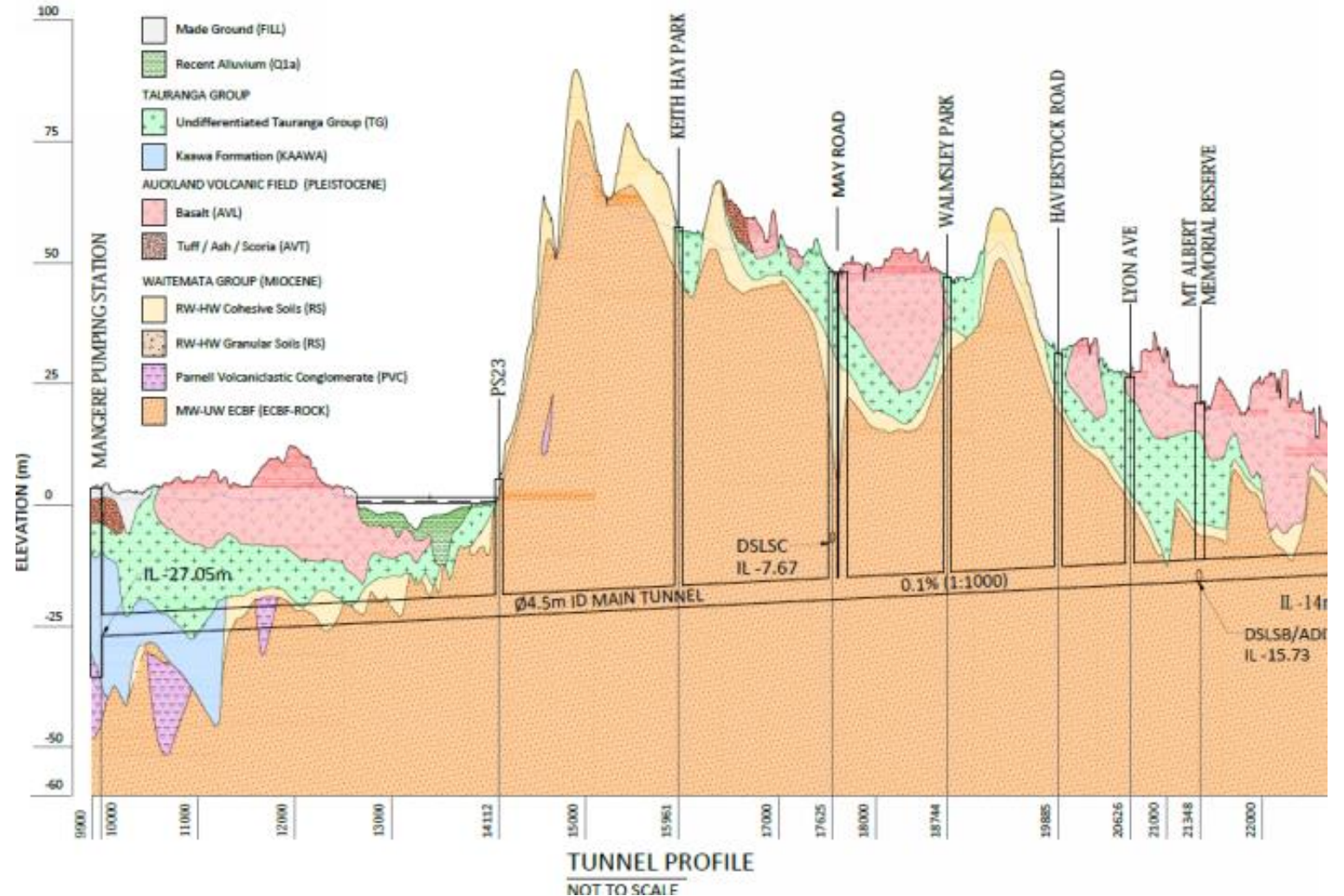
Central Interceptor Project



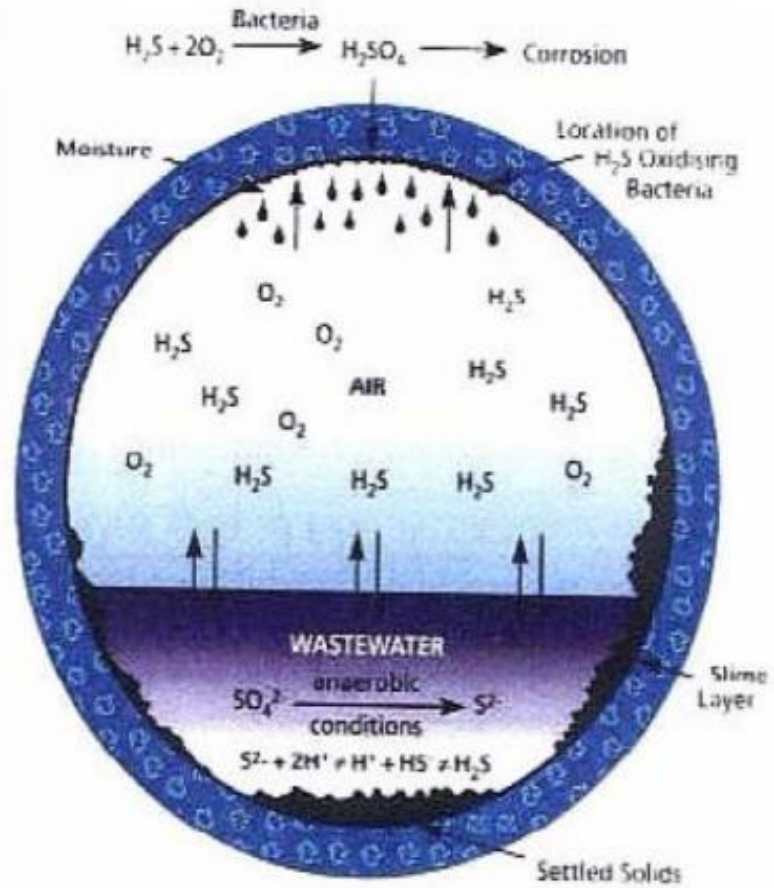
- 4.5m ID, 13 km long main tunnel
- 2.4m ID, 1.1 km long link sewer
- 2.1m ID, 3.2 km long link sewer
- 16 shafts, up to 78 m deep, 10 m dia
- 110 m at its deepest point
- 15 m below Manukau Harbour seabed
- 200,000 m³ of storage capacity
- The pump station at Mangere will lift up to 6 m³/s storm flow into the plant

Project challenges

- Large scale linear project – many sites
- Long design life - 100 year asset life
- Difficult to access – shafts up to 4km apart
- Challenging surface geology drives the tunnel deep under the ground



Sewer Corrosion



Modelling and Sampling for Corrosion Prediction

- Sewage sampling and characterisation (March 2015 to May 2016)
 - 3 campaigns, including seasonal variation
 - Baseline field coupon testing
- Sulphide generation and corrosion modelling
 - Gas and liquid phase characterisations
 - Variable design parameters:
 - Sewage characteristics (As Sampled vs. Normal),
 - Method of analysis (USEPA and SCORE methods),
 - Seasonal effect (summer vs. winter),
 - Ventilation efficiency (for benefits of forced ventilation accounting for when system is shut down and for reduced efficiency at distant points), and
 - Factor of safety (considering criticality of each section, climate change, and uncertainty of relative humidity)

Material Testing Programme

- Desktop study of potential suppliers of ARC material
- Material coupon exposure to the in-situ environment
- Request for Information for the supply of ARC for linings
- Independent laboratory testing study on pre-qualified suppliers
 - Physical tests (WSP Opus)
 - Acid bath tests (University Sydney)
 - Biogenic chamber tests (University of Queensland)
- Assessment of approved suppliers
 - 4 tested (plus control)
 - 2 approved


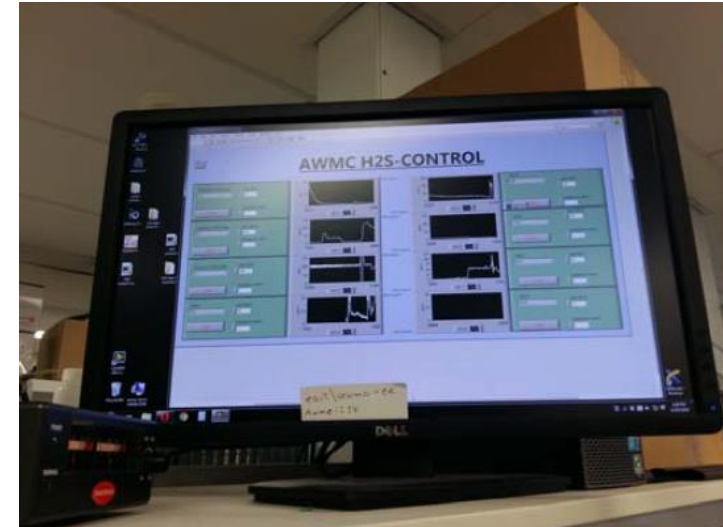

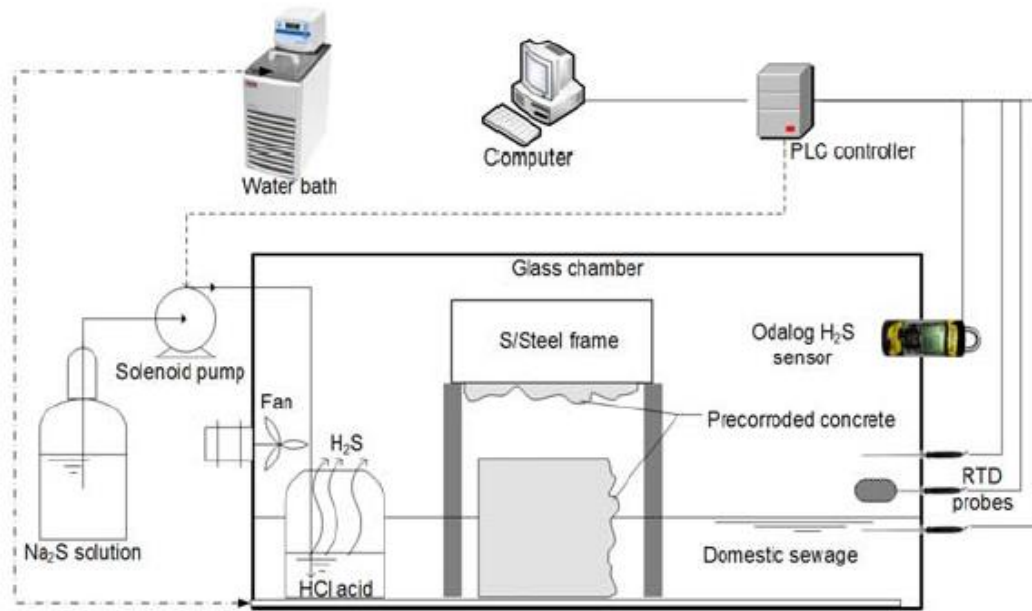


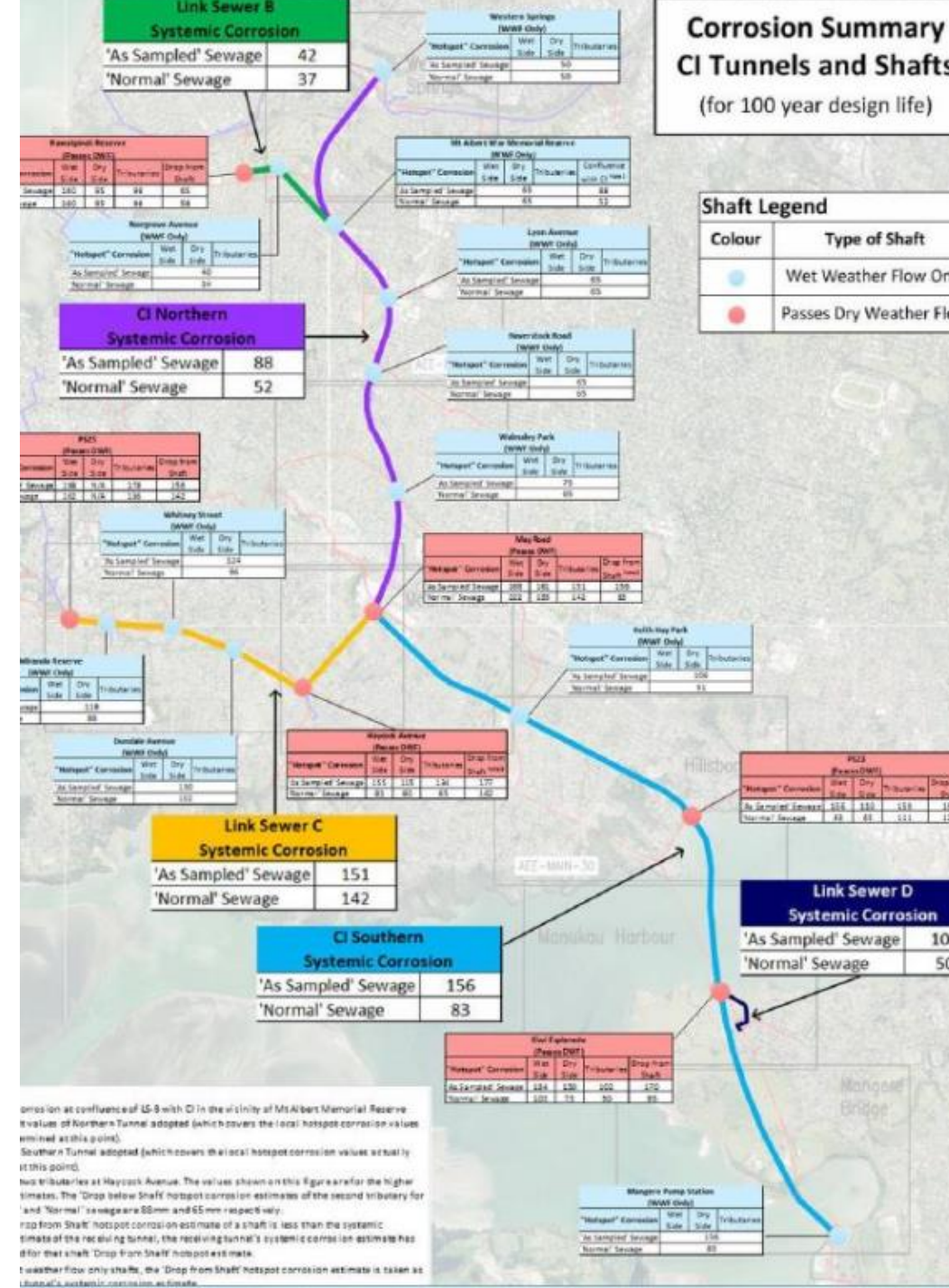
Figure 1 Summary of Example Photographs of Corroded Concretes and Acid Permeation

Biogenic Testing



Predicted corrosion over 100 year design life

- 42 to 156 mm generally
- 50 to 268 mm at hot spots (areas of localised turbulence)
- 88 and 156 mm for northern and southern tunnel sections



Corrosion Protection Solutions

Need for robust solution due to lack of accessibility

- Hydraulic design: vortex and cascade drops to minimise air entrainment
- Ventilation: forced ventilation (exhausting and treatment of air from sewer air space) to reduce H₂S gas concentrations
- Odour management: only exhausting at shafts with air treatment facilities
- Options: OPC, ARC, HDPE, GRP, stainless steel, hybrid solution

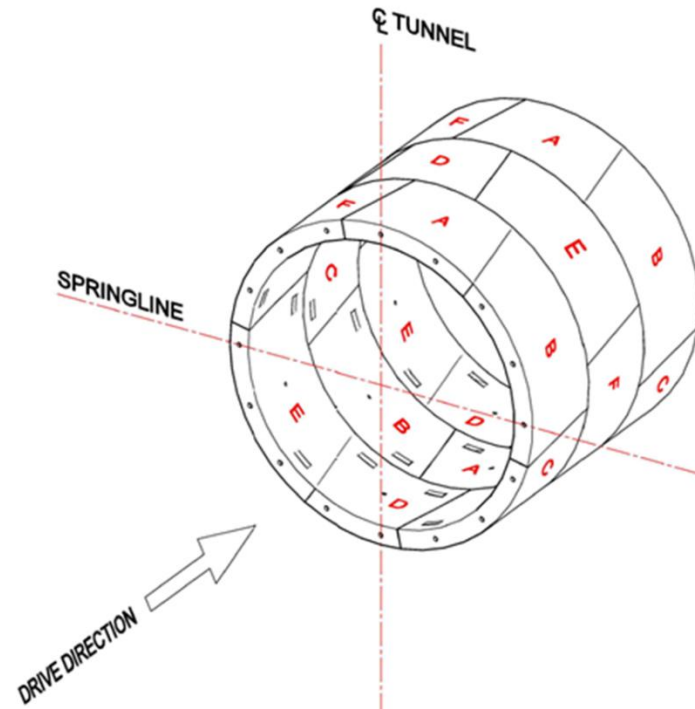
Material Selection for Corrosion Protection

- Materials to meet 100-year design life must first meet structural requirements, then durability requirements:
 - Sacrificial material
 - Corrosion resistant material
 - Corrosion protection membrane
- One-pass vs. two-pass systems
- Different materials for different elements
 - Portland cement concrete, polycrcrete, geopolymmer concrete, GRP, HDPE



What is a segmental tunnel lining?

A ring of concrete segments that the TBM will launch off to sequentially build the lining



Material Selection for Tunnel Lining

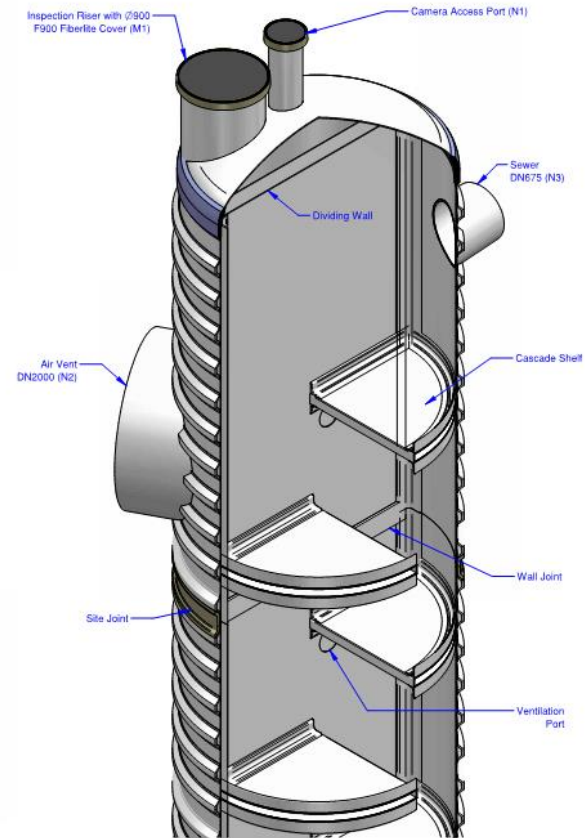
- One-pass system
 - Precast concrete (OPC) +
 - Corrosion protection lining (HDPE) +
 - 50-year sacrificial thickness

- Upcoming challenges:
 - Drainage (8.7 bar)
 - Quality



Material Selection for Shafts

- 16 shafts total
- Diameters from 3 m to 10.8 m
- Depths from 12 m to 78 m
- Variable construction methods
- Variable predicted corrosion rates



Material Selection for Shafts

- Small diameter: GRP
- Corrosion rates sufficiently low: OPC
- High corrosion rates: ARC



Quality, Monitoring and Maintenance

Quality

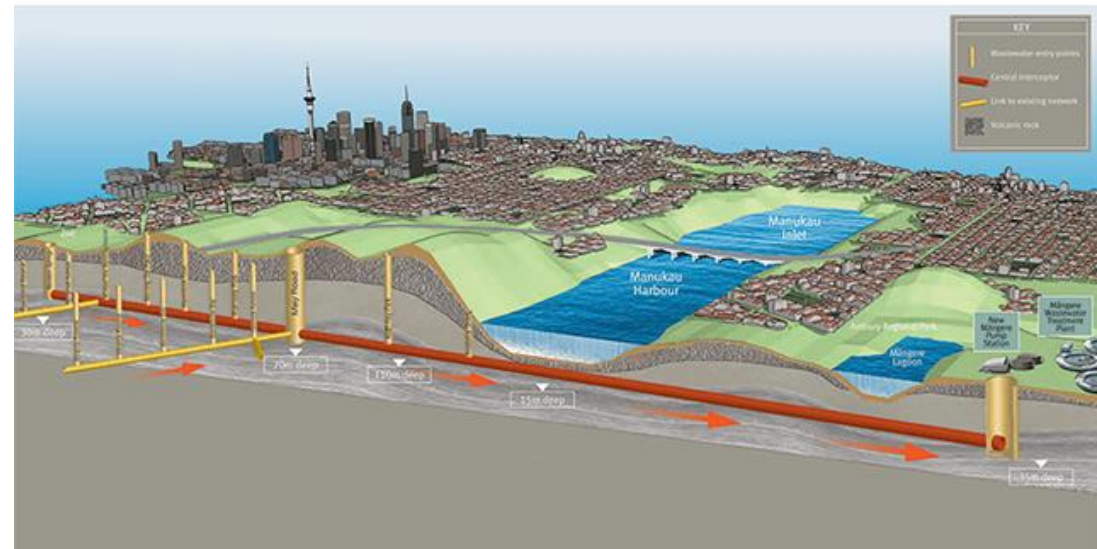
- Testing and inspection plans
- Material submittals
- Method statements
 - Welding of seams
 - Patch repair methods
 - Insert capping

Monitoring and Maintenance

- CCTV port in shaft roof slab
- Man cage access via shafts
- Clear PE membrane?
- Warning layer?
- Fibre optics?
- Lining deterioration pins?

Lessons Learned

- Project scale and risk mandates a robust solution
- Current material testing is not application specific
- Supply to NZ and economies of scale need to be considered
- Preferred technical solution not always commercially viable
- Project timeline matters
- Get the experts
- Learn from other projects



Conclusion

- Multi-prong approach
- Hydraulic and ventilation considerations
- Actual sewer concentrations considered
- International expertise and experiences
- Technical and commercial factors

Developing a Corrosion Strategy to Protect New Zealand's Largest Wastewater Asset – the Central Interceptor

Stephen Grace (Watercare Services)

Shannon Goff (McMillen Jacobs Associates)

Nigel Kay (Jacobs)

JACOBS[®]

AECOM

**McMILLEN
JACOBS
ASSOCIATES**

Watercare
An Auckland Council Organisation 